



A year-round essential, our best-selling t-shirt has been voted "most popular" by groups, teams, clubs and schools across America.

- 6.1-ounce, 100% soft spun cotton
- 98/2 cotton/poly (Ash)
- 90/10 cotton/poly (Athletic Heather)
- Shorter cut through the body and sleeves for a more feminine fit

CARE INSTRUCTIONS

Machine wash cold, inside out with like colors. Only non-chlorine bleach when needed. Tumble dry medium. Do not iron.



front



back

HOW TO MEASURE


















BUST

Measure under the arm and around the fullest part of the bust with arms down, keeping tape horizontal.

SIZE CHART

	XS	S	M	L	XL	XXL	3XL	4XL
Size	2	4/6	8/10	12/14	16/18	20/22	24/26	28/30
Bust	32-34	35-36	37-38	39-41	42-44	45-47	48-51	52-55

COLOR INFORMATION

 Aquatic Blue PMS 2389C	 Athletic Heather PMS COOL GRAY 7C	 Athletic Maroon PMS 209C	 Candy Pink PMS 189C	 Charcoal PMS COOL GRAY 11C	 Dark Green PMS 560C	 Jet Black PMS NTR BLACK C	 Kelly PMS 340C	 Lavender PMS 2071C	 Natural PMS 9185C	 Navy PMS 2380C
 Purple PMS 7672C	 Red PMS 200C	 Royal PMS 2133C	 White							