



A chest pocket makes this classic, value-priced tee even more indispensable.

- 5.4-ounce, 100% soft spun cotton
- 98/2 cotton/poly (Ash)
- 90/10 cotton/poly (Athletic Heather)
- Left chest pocket
- Removable tag for comfort and relabeling

CARE INSTRUCTIONS

Machine wash cold, inside out with like colors, only non-chlorine bleach when needed. Tumble dry medium.
Medium/hot iron, do not iron decoration.



front



back

HOW TO MEASURE

















CHEST WIDTH

Measure under the arm and around the fullest part of the chest with arms down, keeping tape horizontal.

SIZE CHART

	S	M	L	XL	2XL	3XL	4XL
Chest	35-37	38-40	41-43	44-46	47-49	50-53	54-57

COLOR INFORMATION

 Ash PMS COOL GRAY 3C	 Athletic Heather PMS COOL GRAY 7C	 Athletic Maroon PMS 209C	 Charcoal PMS COOL GRAY 11C	 Dark Green PMS 560C	 Jet Black PMS NTR BLACK C	 Kelly PMS 340C	 Light Blue PMS 278C	 Navy PMS 2380C	 Orange PMS 172C	 Red PMS 200C
 Royal PMS 2133C	 White	 Yellow PMS 127C								