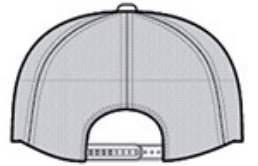




Fabric: 60/40 cotton/poly front panels; 100% polyester mesh back panels, 98/2 cotton/spandex front panels; 100% polyester mesh back panels (Multicam) Structure: Structured Profile: High Closure: 7-position adjustable snap



front



back

HOW TO MEASURE














HATS

Measure the circumference around the head, above the eyebrow and at the widest part of the head. Divide number by 3.14 for hat size.

SIZE CHART

	OSFA	OSFA
Hat Size	6 5/8- 7 5/8	6 5/8- 7 5/8
Head Size	20 3/4- 23 7/8	20 3/4- 23 7/8

COLOR INFORMATION

										
Black/ Black PMS NTR BLACK C	Black/ White	Chocolate Brown/ Khaki PMS 412C	Graphite/ Black	Graphite/ Graphite	Graphite/ White	Heather Grey/ Black	Multicam	Multicam Black	Olive/ Khaki PMS 7763C	True Navy/ True Navy
										
True Navy/ White PMS 533C	True Royal/ White PMS 7687C									